

FACTSHEET

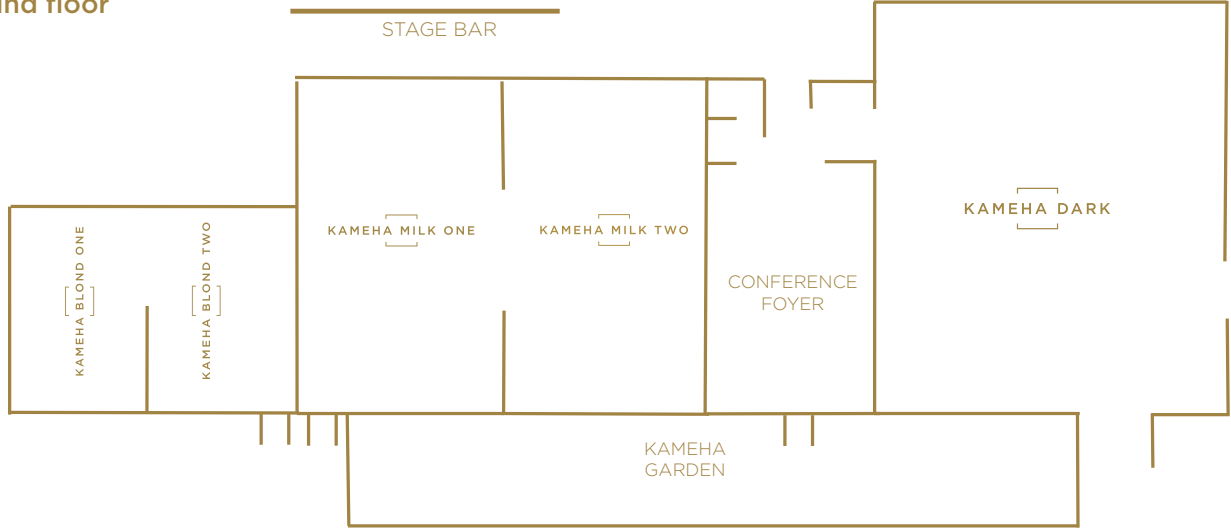
MEETING & EVENTS

OVERVIEW MEETING SPACES

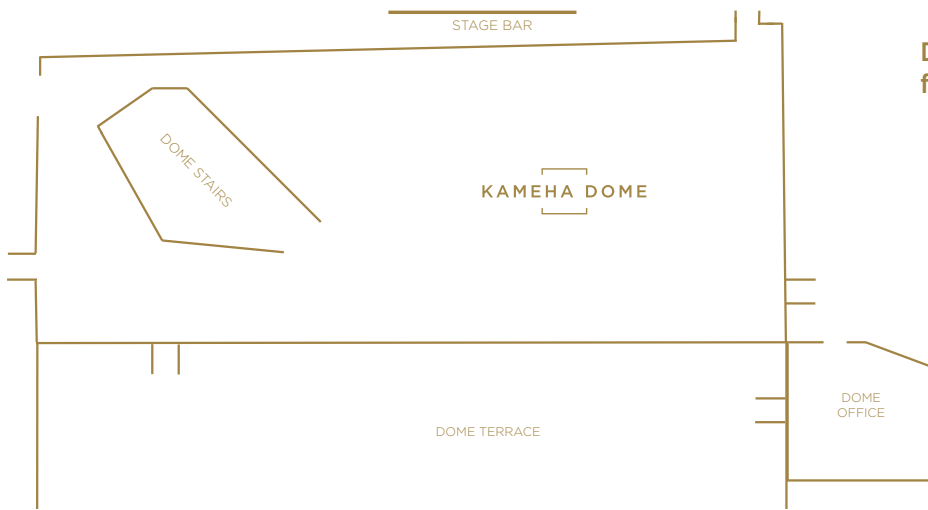
room	space in sqm	length x width in m	height in m	capacity theater	capacity schoolroom	capacity block	capacity U-shape	capacity table rounds	capacity cabaret
Kameha Dome	701	45.0 x 16.0	6.8	550	310	106	78	390	210
Kameha Dome Office	20	5.0 x 3.9	2.3	-	-	8	-	-	-
Kameha Dark	195	16.2 x 12.0	3.3	209	112	60	44	120	84
Kameha Milk One & Two	182	11.4 x 16.0	3.3	192	120	60	44	120	72
Kameha Milk One / Two	91	11.4 x 8.0	3.3	95	60	36	29	50	36
Kameha Blond One & Two	76	11.1 x 6.8	3.3	48	25	30	22	40	24
Kameha Blond One	44	7.9 x 5.6	3.3	24	10	14	12	20	12
Kameha Blond Two	32	5.8 x 5.5	3.3	21	10	10	9	16	12
YOU	120	13.5 x 6.0	2.3	30	20	14	15	32	12

FLOOR PLAN

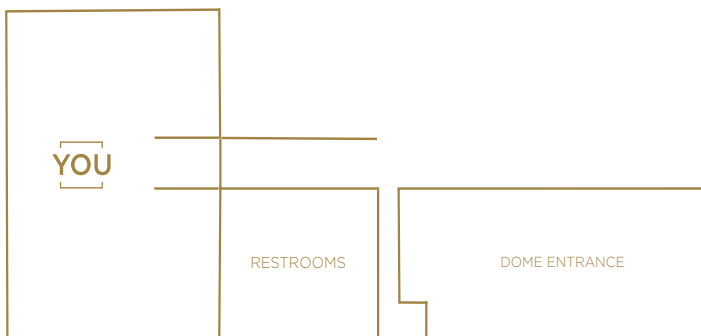
ground floor



DOME - first floor



YOU - first floor



SHISHA LOUNGE - ground floor

